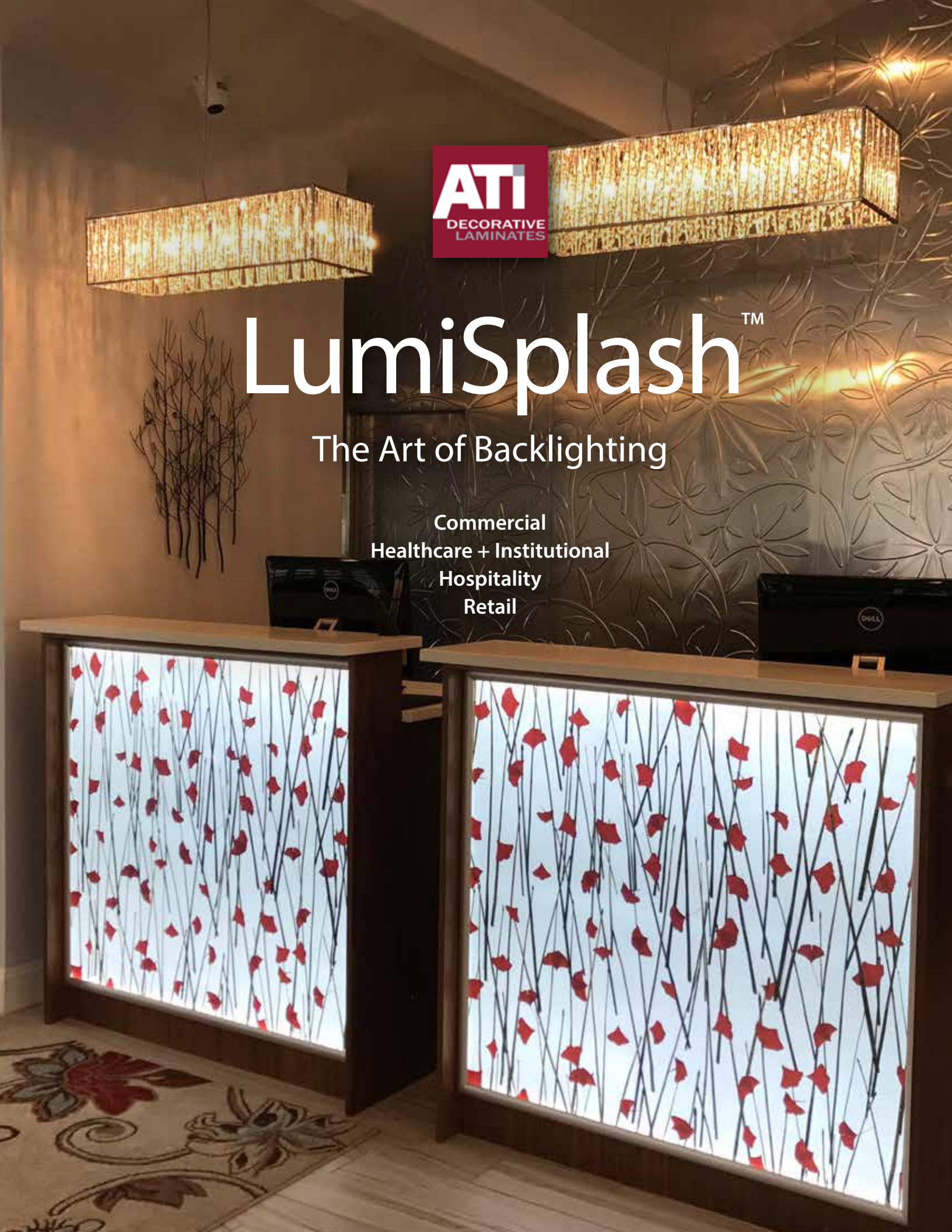




LumiSplash™

The Art of Backlighting

Commercial
Healthcare + Institutional
Hospitality
Retail





Design Beyond the Surface

ATI Decorative Laminates is a leading manufacturer of decorative surfacing solutions. Headquartered in Greensboro, NC since 1979, ATI provides solutions for the hospitality, healthcare and institutional, retail, commercial, and residential markets. Through our commitment to continuous improvement and our strong company values, our goal is to provide superior decorative products, quality customer service, and foster long-lasting relationships.

ATI products can be specified under the following CSI divisions:

- 10 14 00 – LumiSplash Signage and Art
- 10 14 33 – LumiSplash Interchangeable Graphics and Signage

ATI Decorative Laminates

6106 West Market Street | Greensboro, NC 27409

800.849.1320 | 336.668.0488 | Fax: 336.668.0713 | ATILaminates.com

ISO 9001: 2008 Certified | ISO 14001 Certified | HUB (Historically Underutilized Business) Certified



Contents

What is LumiSplash?	2
How Does LumiSplash Work?	3
LumiSplash Design Features	4
Walls, Casework + Partitions	5
Ceilings, Art + Accents	6
Backsplashes + Islands	7
Idea Library	8
Art Requirement FAQs	10
Specifications	11
How To Order	12

What is LumiSplash?

A Bright Idea

LumiSplash brings the art of backlighting to a whole new dimension. This patented, ultra-thin, decorative backlit panel offers:

- A Light Bar and Light Guide Panel to produce luminance across a translucent surface.
- One-of-a-kind product that combines art with lighting in a durable panel, creating a unique focal point for any home or business.
- Low-voltage system that comes with the necessary electrical components to simply plug into a 110-volt receptor. LumiSplash can also be hardwired for permanent installations by a local electrician.
- Suitable for most vertical applications.
- Easily fabricated with standard woodworking tools such as routers, saws, and drills.
- Easily used to backlight your own stone, acrylic, or other translucent materials with it's Light Guide Panel.



Ceilings



Casework



Walls & Partitions

Illuminate Your Space

With LumiSplash, using light as a design element is easy, there is a LumiSplash design to fit your space.

LumiSplash is available in kit form with all necessary hardware supplied for installation. This all-in-one contained system saves time and money compared to other products that require extensive fabrication and set-up or bulky bulbs and wiring.

Sizes

- Custom sizes are made to order and are available up to 48" x 96"

Accessories

- Dimmers
- Framing is included, custom powder coating also available
- Transformers

Features

- Ultra-thin and lightweight
- Can withstand 9,150 abrasion cycles meeting NEMA Standard LD3-2005
- Chemical, stain, impact, scratch, and abrasion resistant FRP surface
- Customizable with Interchangeable Graphics System
- Value engineered for maximum functionality and design
- Easy on-site fabrication



Art & Accents

How Does LumiSplash Work?



Made in the USA



LED Technology



Patented



One-of-a-Kind



Custom Art

Features

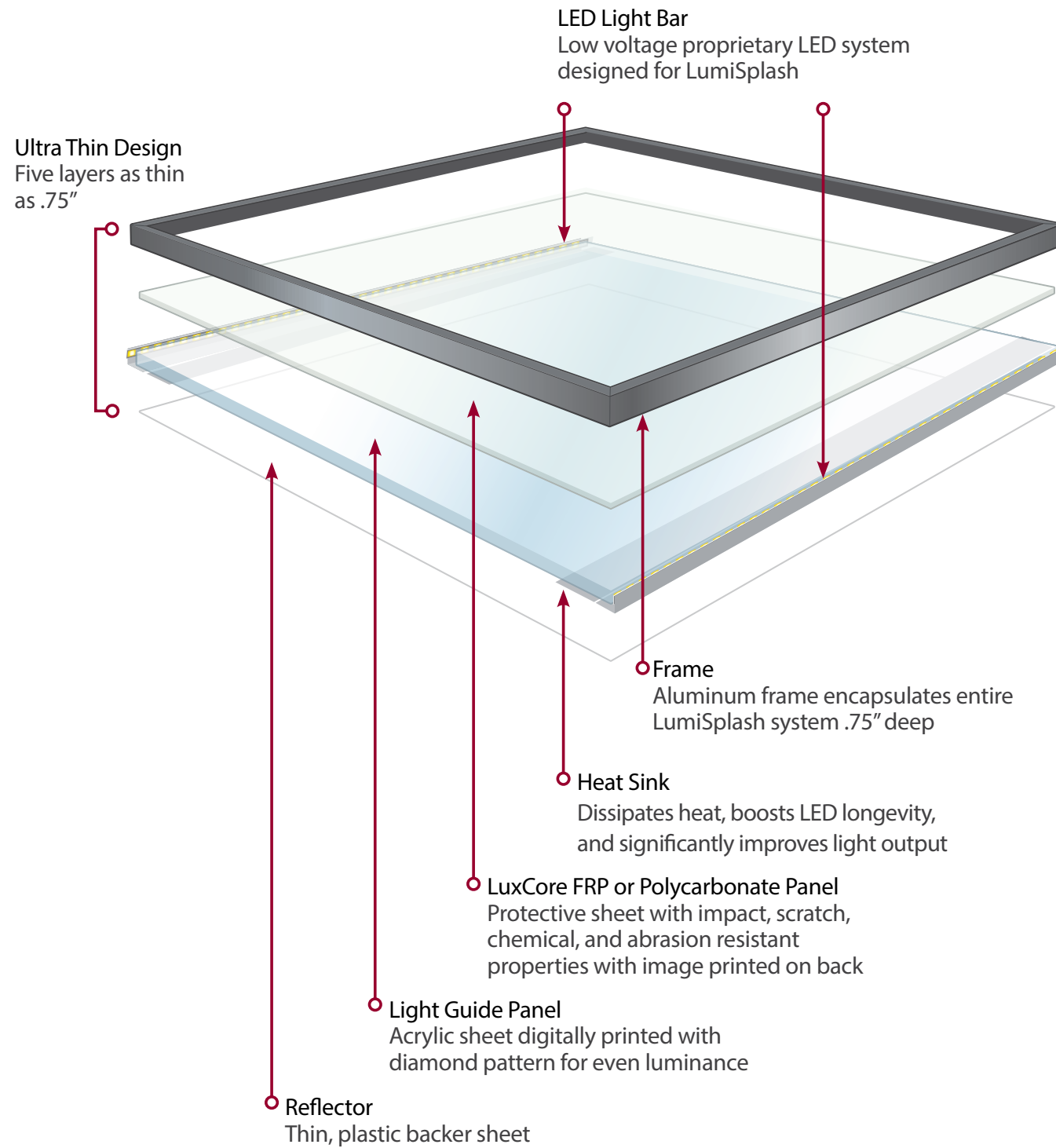
Hundreds of Design Options

Ultra Thin

Vertical Applications

LumiSplash Design Features

LumiSplash frames are engineered to be the thinnest in the industry and feature superb materials and patented design.








Light Up the Façade

Turn walls, casework, and partitions into statement pieces with LumiSplash. Create a unique and inviting environment that will capture guests' attention with soft, illuminated walls. Create a focal piece installing LumiSplash into existing or new casework. LumiSplash walls, casework, and partitions can easily compliment a spa or hospitality environment with illuminated art and available dimmer accessory to tailor the space's ambiance with a simple adjustment.



Walls, Casework + Partitions

Features

-  Hundreds of Design Options
-  Impact Resistant
-  Abrasion Resistant
-  Chemical Resistant
-  Stain Resistant

Ceilings, Art + Accents

Let the Light in

Create the illusion of skylights to help the environment feel more relaxed. Consider LumiSplash for a suspended system to become a functional focal point of any room. Ceiling installations will require onsite framing and may even require engineering.

Bring beautiful works of art to life. Use any of our LumiSplash applications for brand emphasis and stand out from the crowd in a variety of industries – hospitality, healthcare and institutional, retail, commercial, and residential.








Waiting Areas



Restaurants

Features

- Hundreds of Design Options 
- Ultra Thin 
- Vertical and Horizontal Applications 
- Photorealistic Art 
- Available in Kit Form 

Enhance the Space with Ambient + Task Lighting

LumiSplash backsplashes and islands help enhance new or existing kitchen designs while adding decorative light. It is simple to trim to size, cut out outlets, and more at the jobsite without affecting luminance.

Using photography or art, you can create a one-of-a-kind look with LumiSplash that brings the image to life.








Day



Night

Backsplashes + Islands

Features

-  Hundreds of Design Options
-  Impact Resistant
-  Abrasion Resistant
-  Chemical Resistant
-  Stain Resistant


Idea Library

Our Ever-Expanding Line of Graphics for LumiSplash

While new designs are constantly added to our Idea Library, one of the most unique features of LumiSplash is that virtually any custom image can be used. This is just a small sampling of available stock images and new designs are added regularly. Count on ATI's in-house specialists to bring your vision to life using our stock images or your own custom images!

View the entire ATI Idea Library at ATILaminates.com/Idea-Library 


Organics




Aspen Leaves



Hens and Chicks



Birch




Ginkgo Reeds, Red

Murals

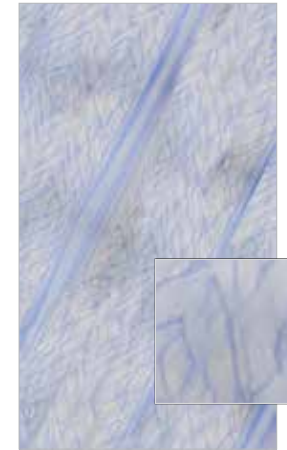


Aspen Forest




Beautiful Sky


Stone



Azul Macauba



Emperador Light



Geode Natural



Viara

Abstract



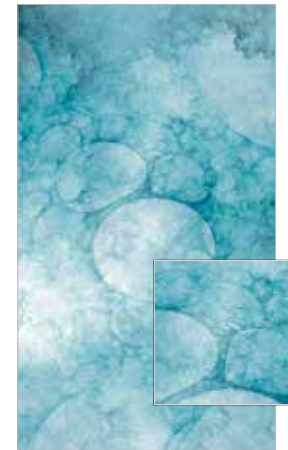
Chagall



Circles in Squares




Folds Orange



Out of the Blue

Wood



Log Ends



Birdseye Maple Medium



Notra



Dark Cherry

Art Requirement FAQs

ATI is committed to helping you with your LumiSplash project. Please contact us if you have any questions or are unsure about our art requirements.

I want to submit my own photo(s)/file(s), what size and resolution should it/they be?

Ideally, your photo/file should be a full size image at a native resolution of 300 ppi or minimum 150 ppi. If you do not have these file sizes, please send what you have and we will evaluate the image and determine if it is suitable for your needs. Depending on substrate and function, you may be very happy with the quality achieved with a less than perfect image. LumiSplash can be a very forgiving process and we have worked with many files that fall way below any sort of conventional resolution standards with good results.

My photo might need some “photoshopping;” can you guys do that?

Yes, we can photoshop images to make them look their best for your project with an additional charge. Keep in mind that a higher resolution does not always equal higher quality. An example of this is when a photo is taken in low light. Digital cameras tend to create “noise” via random speckles of off color when there should be none. It is much easier to manipulate and “fix” a lower resolution photo that is shot well than to “fix” a photo with high resolution that is poorly shot.

What file formats do you accept?

We accept all common raster and vector image formats. Common raster formats include: TIFF, JPG, PNG, PSD (Adobe Photoshop), etc. Common vector formats include: AI (Adobe Illustrator), EPS, and SVG. We also accept PDF's, but they can contain any number of different raster and vector formats within the PDF “wrapper,” so it is important to understand what is included in the PDF file.

Does my file have to have bleeds?

Yes. It is very difficult to perfectly match an image to the exact size of a substrate in a moving printer/press where heat expands the substrate. For this reason, all images for production need to include bleed. The amount of bleed can vary, but we prefer to have .25” (1/4 inch) of bleed on all edges. A .50” (1/2 inch) of bleed may be requested for projects that require precise cutting. If you didn't build in a bleed on your file, don't worry; we can help you with your project! Call us and we'll connect you with a Fusion specialist.

Should my files be RGB or CMYK?

RGB files naturally have a broader range of available colors than the CMYK color space. RGB files will allow us to produce the most vibrant and detailed print possible.

I want to color match an existing item that I have. Can you guys color match?

For PMS color matches, please provide us with the Pantone number and we will approximate it as closely as possible. We can also match various paint chips, corporate logos, and a variety of other sources.


My photo/file has text. What size should the font be?

The smallest optimum size for fonts is 12 point. Some fonts require a larger point size or bolding, especially if reverse copy is needed. Due to the thousands of existing fonts, keep in mind that we may not have the requested font in-house. Please provide type as “outlines” so that type conversion issues are avoided.

Do you have cleaning and care information available?

Yes! Please see the Technical Specs on our website at ATILaminates.com/Resources.

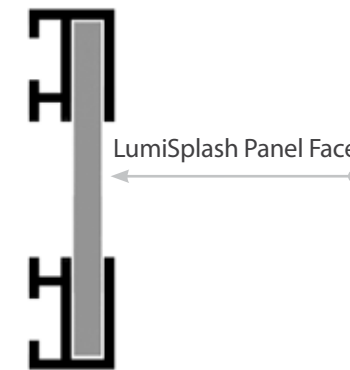
Visit our YouTube Channel, [YouTube.com/MirroFlex](https://www.youtube.com/MirroFlex), to learn more about ATI's Shipping Procedures

Items shown as concept 

LumiSplash Specifications


Electrical	
Input Voltage	12 Volt DC
Physical	
Mounting	Wall mounted with screws, Z-clips, U-channel, or mirror clips
Color Temperature	6000K - 6500K
Lumens	225 per Ft.
Operating Temperature	- 30 °c (- 22 °F) ~ + 40 °c (+ 104 °F)
Color Rendering Index	75
Rated Avg. Life	50,000 hours
Environment	Dry location only (Standard)
Minimum Size	12" x 12"
Maximum Size	4' x 8'
Weight	1.95 lbs. /sq. ft. 9.54 kg/sq. ft.

- Handling and Mounting Instructions**
1. Do not bend or twist light panel. Bending or twisting can damage LED light source.
 2. Do not glue graphics, laminate, light diffuser or any material to the light panel surface as adhesives will change light diffusion properties and damage the material.
 3. Do not remove the heat sink (aluminum sheet on back) from the light guide panel.
 4. Ensure the heat sink is installed in free air or in contact with a metal or thermally conductive surface for heat dissipation and to extend the LED's lifespan.
 5. Unless otherwise specified, this product is designed for indoor use only.
 6. Use only DLC approved 12VDC power supply with this light panel. All other power supplies may damage LED's and void warranty.




Framing

- Easy to assemble or disassemble in field
- Frame mounted to wall with Z clip and locking T screws
- Use 4-sided mitered
- Use on 4 sides



Cord Exits

Power cord exits are determined by panel size

 Check ATILaminates.com for updated technical information and installation videos for LumiSplash products.

How to Order

Client Satisfaction & Quality

Reference should be LumiSplash produced by ATI Decorative Laminates, Greensboro, North Carolina.

Size

Frame

Art or Graphic Name

Electrical Cord location/power exit

Type of installation- Wall or Tabletop

Frames + Moldings

Due to LumiSplash's ultra-thin, multi-layered laminate construction, it is necessary to encapsulate its edges with frames or moldings. Heat dissipation is also necessary for LED longevity, ATI's LumiSplash has heat dissipation built in. ATI offers framing that provides the proper aesthetic and technical solutions for most applications.

Customers may consider picture frames, wood, solid surfacing, leather, and other moldings to add design appeal to tables, wall art, backsplashes, and countertops. Working with ATI technical staff will ensure that custom solutions meet all of LumiSplash's requirements.

Consultation + Technical Review

Due to the custom nature of LumiSplash, every project begins with a conversation. We are able to provide recommendations and help identify solutions that would be best for your project.

Graphic Selection

Not all images are created equal. The right image paired with your LumiSplash system can capture attention and add new dimension to your design. You may provide your own print-ready art, choose from our existing art library or provide material for our in-house graphics specialist to build upon.

Design + Sampling

At this stage, our designers and production staff optimize files for printing and final output. You will receive samples to reflect image quality, substrate nuances, and color. It's important to look at image details critically against any light source, with an eye on how the sample will look both lit and unlit.

Fabrication + Installation


It's now time to make your concept a reality. Once we receive the green light to proceed, we print your graphics and assemble the components of your LumiSplash kit. You will receive a carefully packed shipment via common courier with basic instructions for installation.

Conditions and Warranty


ATI Decorative Laminates warrants to the original consumer purchaser for one (1) year after date of purchase that, under normal use and service, MirroFlex™, Fusion, NuMetal™, and LumiSplash™ products are free from manufacturing defects and conform to published specifications. This warranty applies as long as the consumer purchaser and/or installer follows ATI's installation instructions (methods), which also includes using recommended adhesives, when adhering ATI's products to recommended surfaces. ATI Decorative Laminates' products are intended for primarily interior applications.


ATI Decorative Laminates believes all information contained herein to be correct. It is the responsibility of the fabricator/customer to completely test the adhesives and methods of fabrication to ensure that the results are satisfactory. The seller's only obligation will be to replace product on a one-to-one basis in the event it is covered under the above warranty. ATI is not responsible for any fabrication, ancillary, or labor costs involved with using its products. Neither the manufacturer nor the seller shall be liable for any additional damage or loss, directly or indirectly, arising as a result of using its products.


Slight imperfections and color variations can occur and are considered normal. Please inspect each product carefully before fabrication to ensure it meets your needs.




Contact ATI Laminates

800.849.1320 

Text Us at 336.541.2330 

sales@advtechnology.com 

ATILaminates.com/LumiSplash 
Live Chat feature also available!

Follow Us on Social





Design Beyond the Surface

ATILaminates.com/LumiSplash

800.849.1320