



MIRROFLEX™ **CEILINGS**

Deeply Textured Decorative Ceiling Tiles

Commercial
Healthcare + Institutional
Hospitality
Retail



Design Beyond the Surface

ATI products can be specified under the following CSI divisions:

- 095000 – MirroFlex Ceilings
- 095100 – MirroFlex Decorative Acoustic Ceilings
- 095400 – MirroFlex Ceilings, Luminous Ceilings, and Light Diffusers

ATI Decorative Laminates

6106 West Market Street | Greensboro, NC 27409

800.849.1320 | 336.668.0488 | Fax: 336.668.0713 | ATILaminates.com

ISO 9001: 2008 and ISO 14001 Certified | HUB (Historically Underutilized Business) Certified



A Canvas for Expression

The Power to Define a Space

Considered the fifth wall in interior design, ceilings have the power to define a space. MirroFlex's wide variety of ceiling tile styles and sizes can add the dimension, texture, and visual interest you need to enhance the beauty and feel of any room.

Ceilings are no longer considered a flat, white plane but a canvas for expression. When treated properly, ceilings can become the focal point of a room. They have the ability to expand or contract a space, making a cavernous hall seem more intimate or creating a feeling of openness and light in an office with low ceilings.

MirroFlex Ceiling Tiles are opaque, thermoplastic square and rectangular panels available in a wide range of patterns, finishes, and styles. ATI offers three ceiling tile options so almost every installation situation can be accommodated.

Glue-Up: Designed with an overlap system to make installation easy, fast, and forgiving. Glue-Up tiles can be used on both the ceiling and the wall. Available as 2' x 2' and 2' x 4' sizes.

Lay-In: Designed to lay inside 15/16" grid systems. Certain patterns are available as a tegular option, where the embossed part of the design is lower than the suspension grid, and the 4 edges are flat to fit nicely into the grid. Some 2' x 2' and 2' x 4' sizes might produce sag and require a small amount of panel adhesive in the center to adhere to an existing mineral fiber tile.

Acoustic/Perforated: 2' x 2' Lay-In tiles, perforated to increase sound absorption and offer acoustic qualities as well as all other 2' x 2' Lay-In tile features.



Contents

The Formula for Success: Patterns	2
Decorative Acoustic Ceiling Tiles	6
Light Diffusers	8
MirroFlex Lite Ceiling Tiles	10
Faux Mineral Fiber Ceiling Tiles	14
Case Study: Jackpot Joanie's	16
Finishes	18
Accessories	20
Installation	22
Fabrication	23
Tech Info	24
FAQs	25
Quick Reference Guide	26
How to Order	27



THE FORMULA

MADISON + ECCOFLEX BLACK

The Formula for Success Begins Here

Strikingly Beautiful, Deeply Textured + Durable

These three ingredients are the foundation of every ATI MirroFlex Ceiling Tile. Combine these patterns with a broad spectrum of colors and patinas to create a custom look for modern or traditional spaces.



Represents a 2' x 2' section

Sahara

Pattern Name



Type Indicators



2' x 2'
Glue-Up
Ceiling
Tiles



2' x 4'
Glue-Up
Ceiling
Tiles



2' x 2'
Lay-In
Ceiling
Tiles
NonTegular



2' x 4'
Lay-In
Ceiling
Tiles
NonTegular




2' x 2'
Tegular
Lay-In
Ceiling
Tiles




Available in
Acoustic/
Perforated

See Quick Reference Guide for note on 2' x 2' and 2' x 4' Lay-Ins that have minimums/multiples when ordering.



Americana




Art Deco




Baltimore




Boston




Celestial



Celtic Weave




Charleston



Chesapeake



Colonial




Corrugated




Curvation




Curves




Diamond Plate



Dogwood




Dome 1




Dome 2





Dome 3

L² A




Fleur

G⁴ L² L⁴ A




Georgian

G² T A




Hurricane

G² T A




Regalia

G⁴ L² L⁴ A



Revolution

G² T A



Rib 1

T A




Rosette

G⁴ L² L⁴ A



Inset Coffers

T A



Kelp

G² T A




Lotus

L² A




Madison

G⁴ L² L⁴ A




Sahara

G² T A




San Diego

G⁴ L² L⁴ A




Savannah

G² G⁴ L² L⁴ A




South Beach

G² T A




Marquis

L² A




Metal Plates

T A




Mini Dome

L² A




Mojave

G² T A




Square 5

L² A




Star

G² T A



Storm

G² T A




Strike

G² G⁴ L² L⁴ A



Portrait

G⁴ L² L⁴ A



Quadro

L² A




Quilted

L² A




Raised Panel Coffers

T A




Tidal

G² T A




Wavation


G² L² T A




2' x 2'
Glue-Up
Ceiling
Tiles




2' x 4'
Glue-Up
Ceiling
Tiles




2' x 2'
Lay-In
Ceiling
Tiles
Non-Tegular



2' x 4'
Lay-In
Ceiling
Tiles
Non-Tegular



2' x 2'
Tegular
Lay-In
Ceiling
Tiles



Available in
Acoustic/
Perforated

See Quick Reference Guide for note on 2' x 2' and 2' x 4' Lay-Ins that have minimums/multiples when ordering.

Decorative Acoustic Ceiling Tiles

Features


- Over 40 Design Options Available 
- Lightweight + Easy to Install 
- Compatible with 15/16" Grid Systems 
- Fire Retardant 
- Borders also Available 
- Compatible with Most Acoustic Backers 
- ASTM C423 + SAE J2883 Tested for Noise Reduction 

Increase Style, Reduce Noise


MirroFlex Decorative Acoustic Ceiling Tiles offer customers the ability to add a decorative component to suspended ceilings with the added benefit of noise absorption. Unlike other acoustic ceiling tiles which are flat and plain, ATI's decorative acoustic tiles are very affordable and available in a wide variety of decorative patterns formed into the perforated tile. Over 40 of our pattern designs are available to meet most traditional and contemporary design needs.

The perforated tiles come in 2' x 2' size for Lay-In ceiling applications and are available in black or white (paintable), both in gloss or matte options. They can be used with existing mineral fiber, eliminating the need to discard current materials and providing a higher NRC rating when used in combination. These tiles are Class A fire rated, lightweight, and easy-to-install. MirroFlex Decorative Acoustic Ceiling Tiles have a low minimum order quantity and are ready to ship in two weeks or less.

We also offer an easy-to-install, hold-down clip system to help support Lay-In ceiling tiles. This clip system attaches to the top of any existing grid to hold (low or high profile) Lay-In ceiling tiles in place, preventing the tiles from flipping out of place from air leaks and creating a smooth visual.




White
Gloss or Matte



Black
Gloss or Matte

Special order finishes available, minimums apply



THE FORMULA
CORRUGATED + GLOSS WHITE

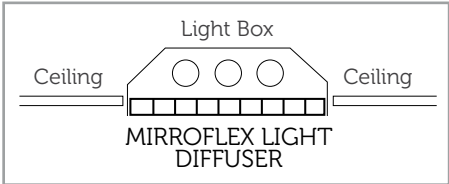
Light Diffusers

Evenly Dispersed Illumination

MirroFlex Light Diffusers are designed to replace existing prismatic diffusers in 15/16" grid system light boxes and add up to 30% brighter, more pleasing light. Unlike most ceiling lights which direct light downward causing computer screen glare, diffusers direct light from side-to-side creating evenly dispersed illumination – ideal for office work environments.


Designed to fit 2' x 2' (Wavation pattern only) and 2' x 4' light box fixtures, our diffusers have tegular/revealed edges for easy installation. Some patterns can be cut-to-size for use in almost any light box.

With a simple change to light diffusers, you can add a contemporary look to standard fluorescent light diffusers typically found in commercial interiors.



Features

- 4 Patterns Available in 2' x 4'
- 30% More Pleasing Light
- Compatible with Light Boxes in 15/16" Grid Systems
- Easy Installation
- Fire Retardant
- Wavation and Interlink can be Cut to Size
- Available with Tegular Edges




Basketweave

Revolution

Interlink
Can also be
Cut to Size

Wavation
Can also be
Cut to Size



THE FORMULA

BASKETWEAVE + TIFFANY WHITE

MirroFlex Lite Ceiling Tiles

Features

Over 10 Design Options
Available in Over 15 Finishes



Lightweight + Easy to Install



Compatible with
15/16" Grid Systems



UBC 26-3 Fire Tested



Impact + Abrasion
Resistant Properties



Easy to Clean



MirroFlex Lite is ATI's newest value-conscious ceiling solution. Our original MirroFlex Structures line has long been coveted as a durable, beautiful, and affordable option for designers and architects. With MirroFlex Lite, we've successfully combined many MirroFlex Lay-In Ceiling Tile patterns with 18 of our most popular finishes into one sleek .013" thick package. This product line is ultra-lightweight, ultra-thin, easy-to-install, and even more cost-effective than our traditional MirroFlex line.

MirroFlex Lite is perfect for commercial spaces of every kind, including hospitality, retail, and healthcare. Get the same style you've come to expect from ATI with more value and flexibility than ever before.

The Advantage of MirroFlex Lite

- Same flexibility, durability, and versatility as MirroFlex Structures
- Thinner and easier to cut and fabricate
- Our most cost-effective solution for ceilings

Looking for a Drop-Out Ceiling Solution?

Some of our MirroFlex Lite finishes are available as a Drop-Out Ceiling Tile, and are specifically designed to fall out when exposed to heat from a developing fire. Drop-Out Ceiling Tiles:

- Provide a sleek, seamless look for commercial ceilings by hiding fire sprinklers
- Protect fire sprinklers from accidental knocks and tampering, both of which can result in water damage
- Make sprinkler system design and position easier and more cost-effective, as they completely eliminate the need to lower the sprinklers

ATI's MirroFlex Lite Ceiling Tiles are not recommended for ceiling installations where temperatures exceed 120° F. Ask an ATI Customer Service Representative for more information.



GLUE-UP LITE CEILING TILES



LAY-IN LITE CEILING TILES


Stock Finishes




Antique Bronze
N562



Bermuda Bronze
N417



Crosshatch Silver
N419



Galvanized
N561



Moonstone Copper
N414



Muted Gold
N418



Smoked Pewter
N519



Vintage Metal
N608



Brushed Aluminum
CBS 5001




Brushed Copper
CBS 514




Brushed Nickel
N560




Brushed Stainless
CBS 598



Mirror
CBS 1000




Mirror Gold
CBS 2000




Argent Silver
N439



Argent Bronze
N530



Gloss / Matte White
Paintable



Faux Mineral Fiber

2 x 2 Lite Lay-in Ceiling Tile Patterns



Art Deco



Boston



Colonial



Corrugated



Expanded Bead Board



Georgian




Madison



Portrait




Raised Panel Coffered




Rib 1




Rosette




Sahara



South Beach



Strike



Wavation


2 x 4 Lite Glue-up Ceiling Tile Patterns




Art Deco




Boston



Charleston



Dogwood



Fleur



Madison



Portrait



Regalia



Rosette




San Diego



Savannah



Strike



Wavation

Faux Mineral Fiber Ceiling Tiles

Prevent Dirty, Water-Stained Ceilings With a Lasting Solution

MirroFlex Faux Mineral Ceiling Tiles offer customers the ability to replace their standard mineral fiber ceilings with a long-lasting solution that prevents dirty, water-stained ceilings. Our faux mineral fiber ceiling tiles are waterproof thermoplastic ceiling tiles that provide flexibility and durability. MirroFlex ceiling tiles also have a smooth surface and are made from PVC; making them washable and wipeable to meet most health department requirements.

Available in 2' x 2' size for Lay-In ceiling applications, this revolutionary tile is flat with tegular/revealed edges which allows the panel to drop below the grid providing unique architectural dimension.

Features

- Easy to Clean ✨
- Lightweight + Easy to Install 🔧
- Compatible with 15/16" Grid Systems 📏
- Fire Retardant 🔥
- High Impact + Abrasion-Resistant Properties 🛡️
- Water Resistant ☔
- ASTM G21 Tested (Fungal Growth) 🍄



Faux Mineral Fiber



After



Before



THE FORMULA
FAUX MINERAL CEILING TILE

Case Study:

Jackpot Joanie's Las Vegas, Nevada

ATI MirroFlex Ceiling Tiles
Corrugated in Crosshatch Silver

Designer/Builder:
Complex Builders

Installation Year:
2014

Jackpot Joanie's is a micro-casino franchise in Las Vegas that recently enlisted the help of Complex Builders, Inc. to renovate a number of its locations in an effort to create a greater sense of brand unity.

The design team wanted to incorporate the look of a corrugated metal ceiling without the installation challenges that a rigid material presents. So ATI studied the intricate details of corrugated metal – depth, dimensions, textures, and colors — and created a new custom mold that mimicked the original material.

Once CAD drawings were approved, ATI manufactured the tiles in an attractive crosshatch silver finish. "The finished product resembled a metal corrugated panel that complied with a Class A Fire Rating and weight criteria for a suspended ceiling product, and was extremely easy to work with," said Sherman Isensee of Complex Builders. "In instances where we required additional rigidity in the panels for ceiling-mounted elements, we simply used a vinyl ceiling tile as a backer to the plastic panels."








































Jackpot Joanie's was pleased with the look and placed orders for a number of its locations, thanks to ATI's ability to provide custom services in-house and execute the project from concept to completion.



THE FORMULA

CORRUGATED + CROSSHATCH SILVER

MirroFlex Finishes

					
Antique Bronze N562 	Bermuda Bronze N417 	Bronze Fantasy N507	Cracked Copper N415 	Copper Fantasy N190 	Crosshatch Silver N419 
					
Galvanized N561 	Moonstone Copper N414 	Muted Gold N418 	Smoked Pewter N519 	Vintage Metal N608	Travertine N581
					
African Cherry N590 	American Walnut N591 	Light Maple N528	Oregon Ash N592 	Pearwood N505	Welsh Cherry N516
					
Washed Oak N535	Brushed Aluminum CBS 5001 	Brushed Copper CBS 514 	Brushed Nickel N560 	Brushed Stainless CBS 598	Diamond Brushed N609

					
Bronze Strata N611	Steel Strata N610	Brushed Onyx N612	Oil Rubbed Bronze N522 	Mirror CBS 1000	Mirror Gold CBS 2000
					
Argent Bronze N530  	Argent Copper N401  	Argent Gold N496 	Argent Silver N439  	Almond N565 	EccoFlex* Black  
					
EccoFlex* Tan Paintable 	Lavender N597 	Merlot N596 	Winter White N566 	Linen Beige N593	Linen Chocolate N594
			<div> High Traffic Finishes have color throughout so scratches are less visible.</div> <div> Available in GridMax.</div> <div>* EccoFlex is made from 40% pre- consumer recycled content; material and can contribute to LEED credits.</div>		
Gloss/Matte White Paintable 	Gloss/Matte Black N613	Faux Mineral Fiber			

Accessories

GridMax™

GridMax is a patented, snap-on grid cover designed to make grid systems invisible. It is cost effective and does not rust or scratch. GridMax is sized to fit over 15/16" T-bar suspension grid systems.

Mains, tees, and moldings are necessary to cover the entire grid system. They are packaged together to complete 100 square feet of ceiling and sold separately to use as needed. See our finishes page for available GridMax colors.



15/16" (24 mm) GridMax in Paintable




Applying Gridmax over T-bar suspension grid system



Gridmax in Moonstone Copper

It's simple; measure the perimeter and calculate the square footage.



ATI offers an easy-to-install, hold-down clip system to help support Lay-In ceiling tiles. This clip system attaches to the top of any existing grid to hold Lay-In ceiling tiles (low or high profile) in place, preventing the tiles from flipping out of place from air leaks and creating a smooth visual. The clip system is only necessary if there are no existing tiles in place to support new MirroFlex Lay-In tiles.

Clips


Accessories

Crown Moldings

MirroFlex Crown Molding is a perfect transition from wall to ceiling and can be used with or without MirroFlex Ceiling Tiles. Crown Moldings are made from finger-jointed poplar and are 8' (2440mm) in length (UPS shippable).



Baroque Crown Molding in Crosshatch Silver (6" x 15/16") (152 mm x 24 mm)



Classic Crown Molding in Bermuda Bronze (6" x 13/16") (152 mm x 21 mm)

Available in 9 finishes shown below that match MirroFlex finishes.



Bermuda Bronze



Smoked Pewter



Crosshatch Silver



Cracked Copper



Oil Rubbed Bronze



Moonstone Copper



Muted Gold



Brushed Copper



Copper Fantasy

Installation

BIO

Our BIO (Built-In-Overlap) has flat edges on two adjoining sides of the ATI MirroFlex Ceiling Tile. By orienting all sheets in the same direction and overlapping the panels, the seams are less noticeable. The placement of the sheet is also more flexible so that slight imperfections in the substrate will not affect the finished look.



Bead + Button

Certain MirroFlex Ceiling Tile patterns that do not have a BIO may have a Bead + Button feature. To install, overlap two or more ceiling tiles on the Bead + Button perimeter which will allow the edges to nest into each other.



Fabrication

Glue-Up

Many different adhesives and application techniques can be used to apply MirroFlex products. Please see ATI's technical information on our website or call Customer Service.

CLEANING + CARE

Clean only with warm, soapy water. Never use abrasive cleaners or anything with harsh chemicals. A high quality auto polish may be used to help protect the finish.

STORAGE

Store flat and acclimatize in the same environment for at least 24 hours before fabrication.



Lay-In

Lay-In ceiling tiles are available in both 2' x 2' scant tiles and 2' x 4' tiles, they are designed to fit most 15/16" grid systems. The 2' x 2' size produces no sag. It is recommended that a standard mineral tile (old or new) be used on top of our Lay-In tiles to hold them in place. The 2' x 4' size might produce sag and require a small amount of panel adhesive.



Tech Info

Testing

Since ATI products are used for many different applications, MasterFormat (CSI) numbering will vary. We can provide guidance, if needed. Please call ATI Customer Service for more information. Visit www.ATILaminates.com for updated technical information and installation videos for MirroFlex products.

Fire Retardant

Test: ASTM E-84
Results: Class A

Fungi

Test: ASTM 621

Solvent Resistance

Results: 50 MEK

Humidity

Results: 12 hrs 96-100% RH
@ 40° C on MDF

Noise Reduction Coefficient

Test: ASTM C423 + SAE J2883

MEK Double Rubs/Crockmeter

Results: withstands 70 cycles

Impact Resistance

Test: ASTM D5420
Results: >2" lbs per mil of thickness

Abrasion Resistance

Test: TABER | Results:


Patina w/ TuffCote - 4,700*

Argent Finishes - 5,000*

EccoFlex Finishes - 1,000*

* Check our website for up-to-date testing data.

In the 2' x 2' Glue-Up ceiling tiles Mojave, Sahara, and Wavation, you can get a “checkerboard effect” by alternating between V (vertical) and H (horizontal) panels. When specifying for this application, please add a “V” or an “H” to any of these designs. Shown to the right are 2' x 2' examples, which also show our BIO feature.



FAQs

Frequently Asked Questions



How many designs and finishes are available for MirroFlex Ceiling Tiles?
There are currently 48 patterns and 45 finishes. We add new items often, so check our website for the latest MirroFlex Ceiling Tile updates.

Can I customize MirroFlex Ceiling Tiles with my own design or a custom color?
Yes. Due to the manufacturing processes, there is a minimum requirement for a custom design or color. We will be glad to discuss the requirements with you and see if this solution is feasible for your project.

Do the seams show in the MirroFlex Glue-Up tiles when you put them side by side?
MirroFlex Glue-Up tiles with the BIO (Built-In-Overlap) feature are designed to minimize the appearance of seams and makes installation easy and forgiving.

How do you cut MirroFlex Ceiling Tiles?
MirroFlex ceiling tiles can be easily cut using normal household scissors or a utility knife. Remember to measure and mark a straight line before you make your cut. If using a utility knife, score the sheet on the front/decorative side and then break the product as opposed to cutting all the way through.

What is “cut-to-size”?
When ATI cuts the product to fit your size specifications. There is a charge for cut-to-size orders and certain tolerances apply.

What types of substrates can MirroFlex Ceiling Tiles be applied to?
Most substrates will work, however surfaces need to be smooth and dry.

How do you determine fire, impact, and stain resistance?
ATI employs third-party testing facilities to independently verify MirroFlex’s technical attributes.

Quick Reference Guide

2' X 2' GLUE-UP PATTERNS

PATTERN	TEGULAR	COMMENTS
AMERICANA	•	
BALTIMORE	•	
BOSTON	•	
CELESTIAL	•	
CELTIC WEAVE	•	
CHESAPEAKE	•	
COLONIAL	•	
CURVATION	•	
DOGWOOD	•	
GEORGIAN	•	
HURRICANE	•	
KELP	•	
MOJAVE	•	3
REVOLUTION	•	1
SAHARA	•	3
SAVANNAH	•	
SOUTH BEACH	•	
STAR	•	
STORM	•	
STRIKE	•	
TIDAL	•	
WAVATION	•	3

2' X 4' GLUE-UP & LAY-IN PATTERNS

PATTERN	TEGULAR	COMMENTS
ART DECO	••	
BALTIMORE	••	
BOSTON	••	
CHARLESTON	••	
DIAMOND PLATE	••	
DOGWOOD	•	
FLEUR	••	
MADISON	••	
PORTRAIT	••	
REGALIA	••	
ROSETTE	••	
SAN DIEGO	••	
SAVANNAH	••	
STRIKE	••	
WAVATION	•	

2' X 2' LAY-IN PATTERNS

PATTERN	TEGULAR	COMMENTS
AMERICANA	•	
ART DECO		A, 4
BALTIMORE		A, 4
BOSTON		A, 🚚
CELESTIAL	•	A
CELTIC WEAVE	•	A
CHARLESTON		A, 4, 🚚
CHESAPEAKE	•	A
COLONIAL	•	A
CORRUGATED	•	A
CURVATION	•	A
CURVES		A, 4
DIAMOND PLATE		A, 4
DOGWOOD	•	A
DOME 1		A, 4
DOME 2		A, 4
DOME 3		A, 4
FLEUR		A, 4
GEORGIAN	•	A
HURRICANE	•	A
INSET COFFER	•	A
KELP	•	A
LOTUS		A, 4
MADISON		A, 🚚
MARQUIS	•	A, 4
METAL PLATES		A, 1, 2
MINI DOME		A, 4
MOJAVE	•	A, 3, 🚚
PORTRAIT		A
QUADRO		A, 4
QUILTED		A, 4
RAISED PANEL COFFER	•	A
REGALIA		A
REVOLUTION	•	A, 1
RIB 1		A
ROSETTE		A, 4 🚚
SAN DIEGO		A
SAHARA	•	A, 3 🚚
SAVANNAH		A, 4 🚚
SOUTH BEACH	•	A
SQUARE 5		A, 4
STAR	•	A
STORM	•	A
STRIKE		A
TIDAL	•	A
WAVATION	•	A, 3

How to
Order
Client
Satisfaction
and Quality
For Your Dollar
Are the Goals
We Strive to
Achieve



Reference should be MirroFlex brand produced by ATI Decorative Laminates, Greensboro, North Carolina.

Pattern Name
Color Name and Number
Size

Type of Installation
Glue-Up Ceiling or Lay-In Ceiling.
Since ATI products are used for many different applications, MasterFormat (CSI) numbering will vary. ATI can provide guidance, if needed.

Please call ATI Customer Service at **800.849.1320** for more information.

Order Processing
Most orders will be acknowledged within 24 hours. After customer receives acknowledgment, in-stock products should ship within 2 business days. Products in ATI's Quick Ship Program have a production lead time of 5 business days. All other products have a standard production lead time of 10 business days. Minimums and multiples may apply. ATI's minimum order amount is \$25 USD.

Return Policy
Due to ATI's fast lead times and low minimum quantities, consider most made-to-order items as non-returnable. Samples available upon request.

All shipments are to be inspected within 10 working days of delivery. We are to be informed in writing of any potential adjustment necessary.

Samples
Due to printer and digital screen limitations, patterns and finishes shown in this catalog may not accurately reflect MirroFlex. Request tangible samples to be verified and approved prior to specification and final application.

Conditions and Warranty
ATI Decorative Laminates warrants to the original consumer purchaser for one (1) year after date of purchase that, under normal use and service, MirroFlex™, Fusion, NuMetal™, and LumiSplash™ products are free from manufacturing defects and conform to published specifications. This warranty applies as long as the consumer purchaser and/or installer follows ATI's installation instructions (methods), which also includes using recommended adhesives, when adhering ATI's products to recommended surfaces. ATI Decorative Laminates' products are intended for primarily interior applications.

ATI Decorative Laminates believes all information contained herein to be correct. It is the responsibility of the fabricator/customer to completely test the adhesives and methods of fabrication to ensure that the results are satisfactory. The seller's only obligation will be to replace product on a one-to-one basis in the event it is covered under the above warranty. ATI is not responsible for any fabrication, ancillary, or labor costs involved with using its products. Neither the manufacturer nor the seller shall be liable for any additional damage or loss, directly or indirectly, arising as a result of using its products.

Slight imperfections and color variations can occur and are considered normal. Please inspect each product carefully before fabrication to ensure it meets your needs.

Visit us online at ATILaminates.com/MirroFlex for the latest additions to MirroFlex.

Contact ATI Laminates



ATILaminates.com/MirroFlex
800.849.1320
info@advtechnology.com



- 1

Special instructions required. Please call customer service.
- 2

Panels create a unique pattern when each panel is rotated and placed together.
- 3

You can get a "checkerboard effect" by alternating between V (Vertical) and H (Horizontal) panels.
- 4

Some minimums/multiples may apply.
- Bead + Button style.
- A

Available in Acoustic/Perforated. Some patterns may be slightly less defined.
- 🚚

Quick Ship Program.



